

Biomedical

ULTF-C198i

ULTF-C198i

-20°C to -86°C Ultra Low temperature freezer

The chest design is an economical choice, that preserves cold well due to the horizontal lid.

Featuring the ETR-System™ (*Extended Temperature Range*) the unit can operate within -20°C to -86°C, giving you flexibility to adjust the cooling to your specific needs, or to save energy reducing both operation costs & carbon emission. Our biomedical appliances offer a reliable solution for users seeking industry leading cooling performance and high operation stability.



Complexity made simple



Info center



ULTF-C198i | Gallery



ULTF-C198i |

Construction	Value
Dimension	831x920x608 mm
Dimension inner	624x760x440 mm
Weight	80 / 63 gross/net
Package weight	18 kg
Material inner cabinet	Painted steel Kg. gross/net
Material outer cabinet	Painted steel Kg. gross/net
Insulation type	Polyurethane with cyclopentane
Insulation thickness	80 mm
Type of packaging	Wooden box with a wooden pallet
Mobility	4x casters with brakes

ULTF-C198i |

Storage ULT	Value
Volume	198 / 189 Gross/net
Cryoboxes "2	117
2 ml vials	11.700

ULTF-C198i |

Features	Value
Lock	✓
LED light	—
Battery backup	✓
Porthole	✓
Porthole size	12,5 mm
Dry contact	✓
Vacuum valve	—
VIP (Vacuum Insulated Panel)	—

ULTF-C198i |

Alarms	Value
High / Low temperature	✓
Open door	✓
Power failure	✓
Probe failure	✓

ULTF-C198i |

Test	Value
Voltage	220 V
Frequence	50 Hz
Max ambient	30 °C
Max Humidity	65 %

ULTF-C198i |

Operation	Value
Temperature range	-20 to -86 °C
Unifromity in performance	0,9 °C
Pull down time (from test condition to fabric setpoint)	180 Minutes
Hold over time (from fabric SP to critical point)	63 Minutes
Noise	55 dB
Energy 24 hours	5,9 kWh/24h
Energy year	2187 kWh/anno
Instant Power Consumption	PD 0,370 - 0,320 / Stable 0,300 kW
Heat Rejection	375 W
K-Value	0,2 W/m^2k

ULTF-C198i |

Cooling components	Value
Refrigerant/amount	Nature R 2 / 90 Type & gram
Number of compressors	1
Variable speed compressor	<input type="radio"/>
Internal air distribution (Type)	Static
Evaporator fan	<input type="radio"/>
Condensor fan	<input checked="" type="radio"/>
Number of probes	1
Defrost	<input type="radio"/>

ULTF-C198i |

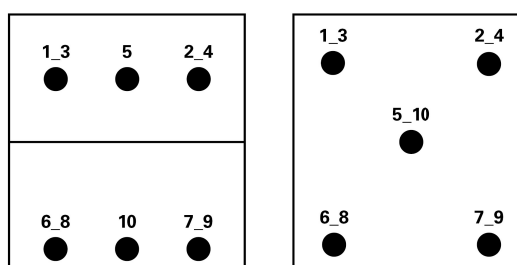
Controller	Value
Controller	i-CARE
Controller type	
USB Connection	Yes
Data connection	MODBUS
Controller abilities	Logging of data & alarms, touch screen
Controller languages	EN, DE, FR
Log numbers	More than a year
Temperature graph in controller	<input checked="" type="radio"/>

Temperature mapping

Test overview

Test type	10-point test
Test environment	Controlled conditions, empty cabinet
Ambient temperature	20°C
Humidity	60%
Set-point	-82°C
Sensors used	25gr tinned brass formed as a cylinder with a diameter of 15,2mm
Installation	Appliance installed according to instruction manual conditions
Refrigerant	Nature R 2

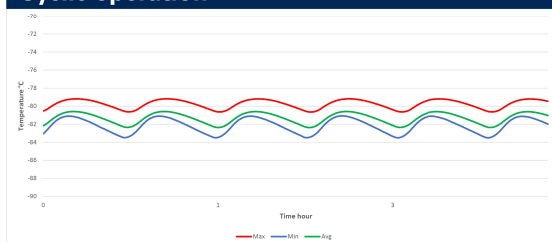
Sensor position



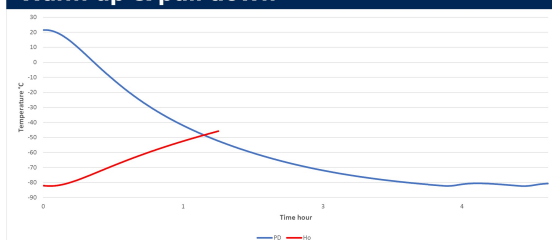
Sensor temperature

Sensor position	P1	P2	P3	P4	P5	P6	P7	P8	P9	P10
Max.	-81	-81,1	-81,1	-80,7	-79,2	-80,5	-81	-80,4	-80,8	-79,8
Avg.	-81,9	-82,1	-81,9	-81,6	-79,8	-81,1	-81,6	-81,1	-81,6	-80,6
Min.	-83,1	-83,5	-83	-82,9	-80,7	-82	-82,5	-82	-82,6	-81,7

Cyclic operation



Warm up & pull down



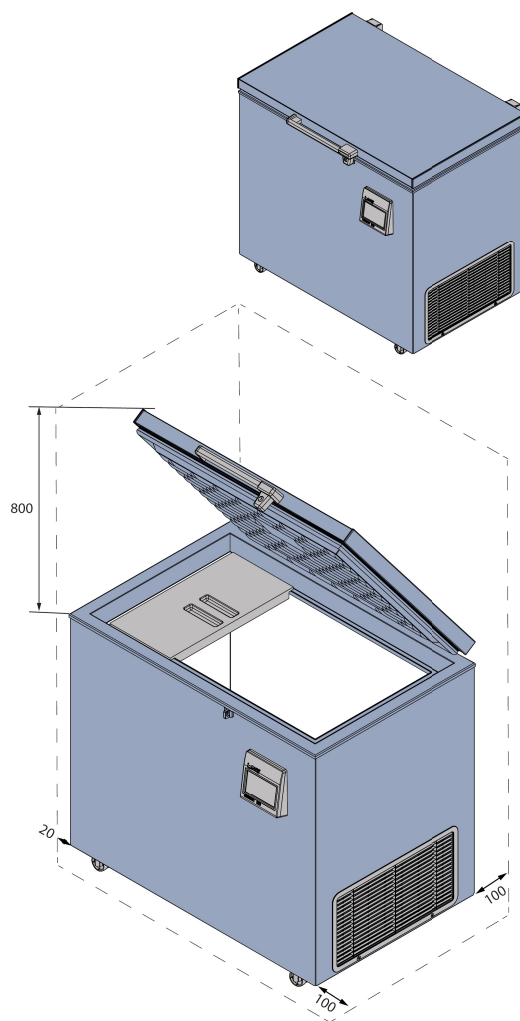
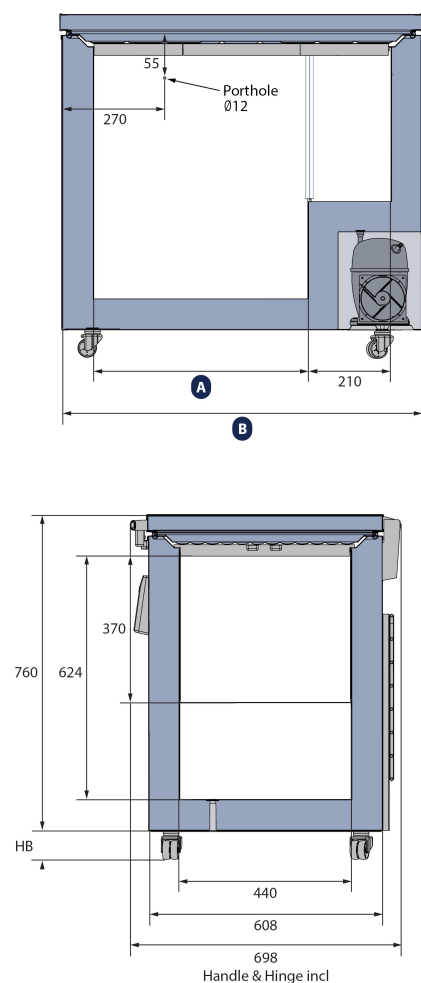
Typical performance data

Avg. cabinet temperature	-81,3°C
Peak variation from set-point	+/- 1,2°C
Stability in avg.	0,9°C
1 min. door open recovery to -75°C avg. temperature	<1 min.
Cycle rate on/off	35 / 6 min.
Duty cycle	81,6 %
Energy consumption - Normal mode	5,94 kWh/day
Energy consumption - Energy saving mode	4,83 kWh/day
Pull down time to -75°C avg. temperature	180 min.
Hold over time from -82°C to -60°C	63 min.
Heat rejection	375W

Dimensions

Model	A	B
ULTF-C198i	550	920
ULTF-C296i	890	1260
ULTF-C383i	1190	1560

All dimensions in millimeters



HB: Height of base (HB is adjustable when given value is xx-xxx)

